

Affordable Pump/Motor Monitoring

Pump Tracker™

Leading Edge Design



The Alderon Industries Pump Tracker is a field installable event counter or elapsed time meter. The Pump Tracker allows you to quickly monitor installed septic systems, well pumps or control panels. The Pump Tracker is the only event counter or elapsed time meter that can operate on pump switches using a piggy back cord. Just place one of the load lines through the current sensor and the Pump Tracker will monitor pump cycles or elapsed time. Save money



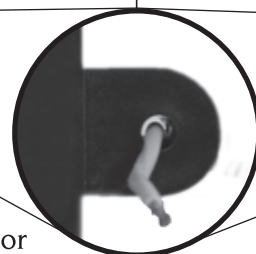

and installation time by updating your control panel or Power Post™ with a Pump Tracker. Adding an event counter or ETM to an existing system would normally require modifying a control panel. The Pump Tracker allows you to add these features anywhere in-line, eliminating the modification of the control panel. Simply install one Pump Tracker for every pump you need to monitor. For more information about the Pump Tracker contact Alderon Industries at 218-483-3034 or visit our web site at www.alderonind.com.

Features

- ▶ Field installable
- ▶ Works with piggy back float switches
- ▶ Can be added to a well or septic system at any time
- ▶ Works on 120 VAC or 230 VAC pumps
- ▶ Event Counter or Elapsed Time Meter versions are available
- ▶ Install the Pump Tracker anywhere in the line
- ▶ Eliminate false counts from voltage switched event counter
- ▶ Update your current control panel or Power Post anytime and save money
- ▶ 3 year warranty

The Pump Tracker, part number 7405, accumulates up to 99,999 hours of pump operation.

The Pump Tracker, part number 7404, counts up to 999,999 pump cycles.



The current sensor on the Pump Tracker monitors pump amps and activates the counter.



Leading Edge Control Products

Alarm Systems

Control Panels

Float Switches

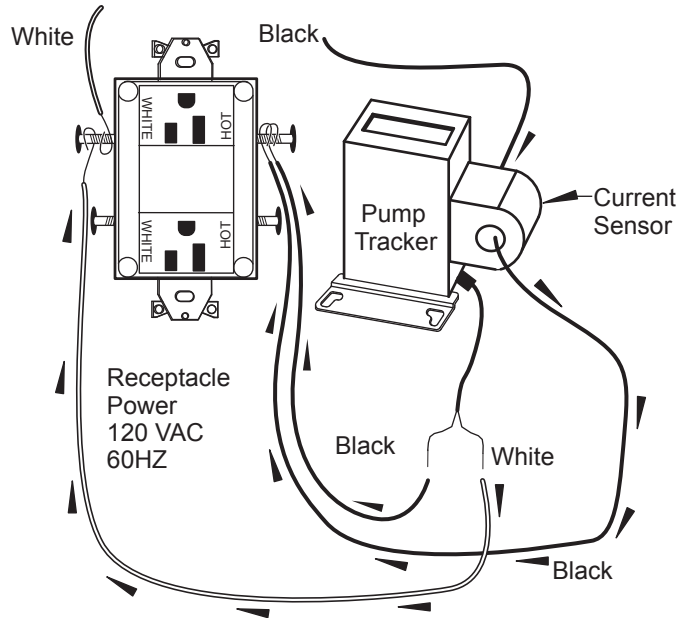
Leak Detection Systems

PUMP TRACKER™

Installation Notes

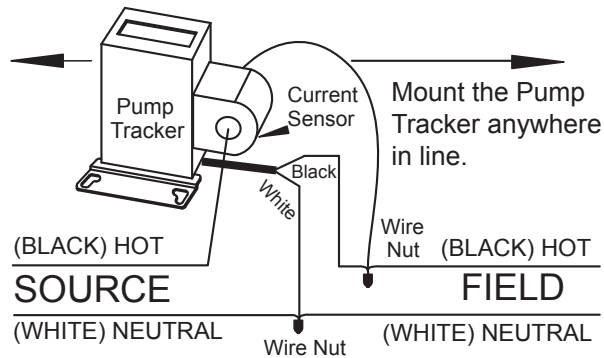
The EVENT COUNTER with current sensor (Part # 7404) or the ELAPSED TIME METER with current sensor (Part # 7405) works by connecting the black and white wires to 120 VAC POWER SOURCE. A "Load" such as a pump can be monitored by simply running one of the "Load" lines through the current sensor which is installed on the side of the PUMP TRACKER. It does not matter which load line runs through the current sensor (either the black or white, but preferably the black). When CURRENT is running through the pump the PUMP TRACKER will increment pump events or hours of pump operation.

Piggy Back Installation



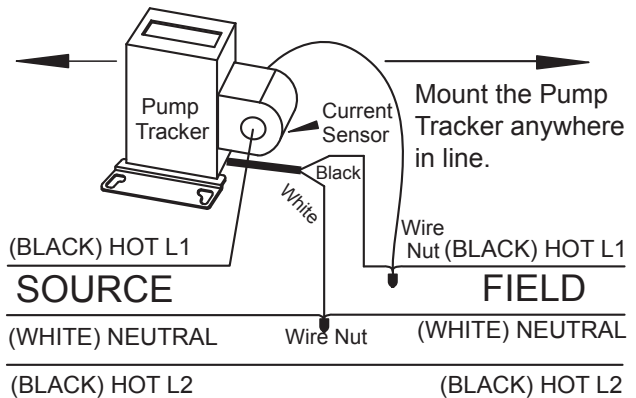
120 Vac Hardwire Installation

The Pump Tracker can be installed at the SOURCE, or in the FIELD, or ANYWHERE IN LINE.



230 Vac Hardwire Installation

Connect the white wire from the Pump Tracker to the neutral on 230 VAC applications.



Order Numbers

Part Number	Description	Pump Tracker Event Counter	Pump Tracker Elapsed Time Meter
7404	Event Counter	X	
7405	Elapsed Time Meter		X



Leading Edge Control Products

L1053-Rev.B

Alarm Systems

Control Panels

Float Switches

Leak Detection Systems

PO Box 827 • Hawley, MN 56549 • (218) 483-3034 • Fax (218) 483-3036 • www.alderonind.com